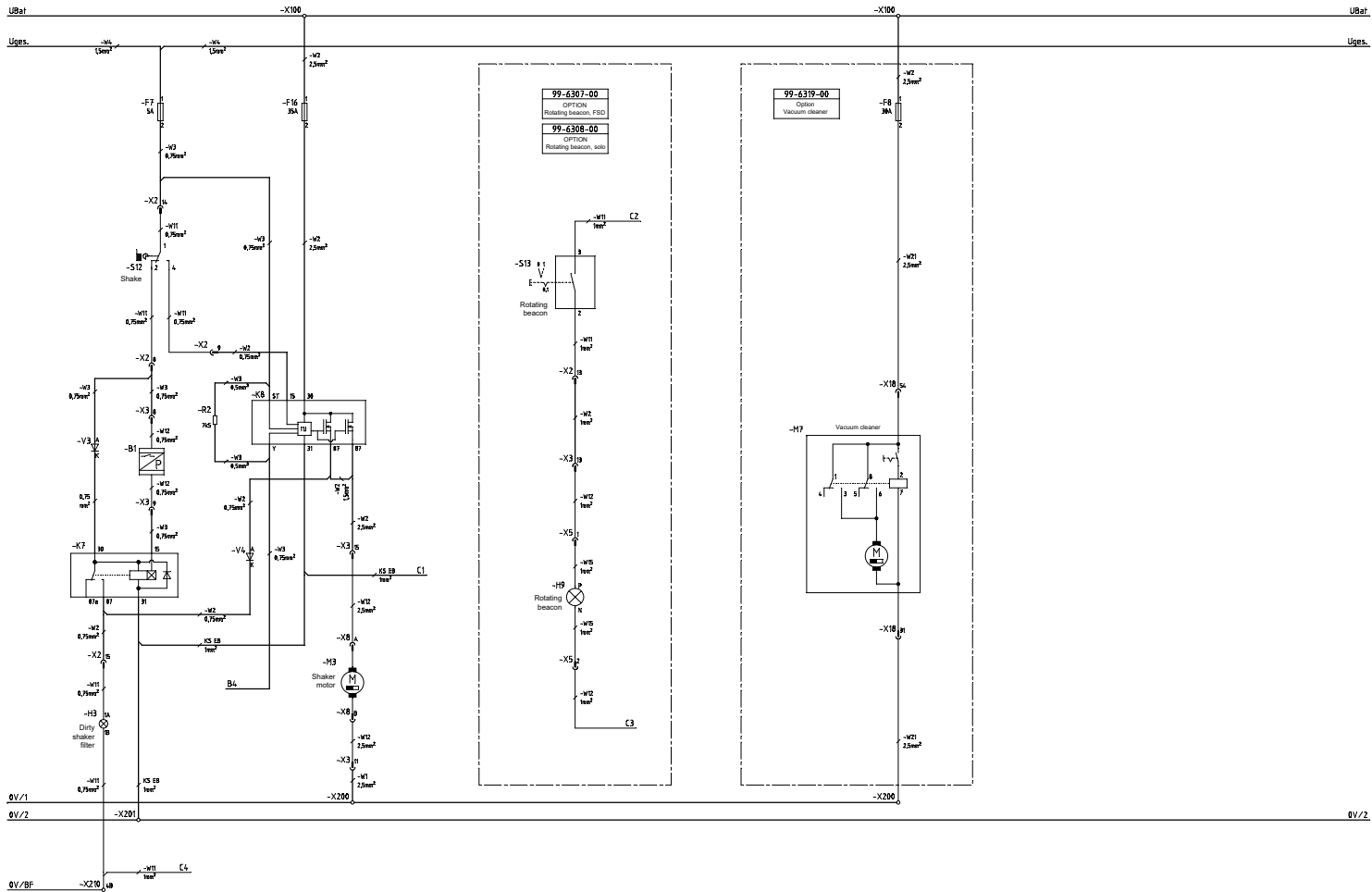


** Note:
Only plug connector -X19 together
for configuration mode TSC.

99-6315-00
OPTION
Left Side Brush

=	1	4c	0866-19	08.05.87	HP	ZIMM	Datum	Name	VES-Nr. 1	Description Clamping Plan Jonas 1200 E	 HILTI <small>Handwerkzeuge GmbH D-32339 Bielefeld</small>	Part No. 91024.04.2	
	+	Wp	Zust. nummer	Rev.-Nr.	Datum	Name	Gezeichnet	Erstellt: FB 1	G.Nr.				
									Rev. Nr. 1	08.09.82	<small>Die oben stichwortartig beschriebenen Abb. sind die technische Zeichnung der Maschine</small>	<small>Typ 4000-20</small>	<small># of Sheets: 7 Sheet 2</small>

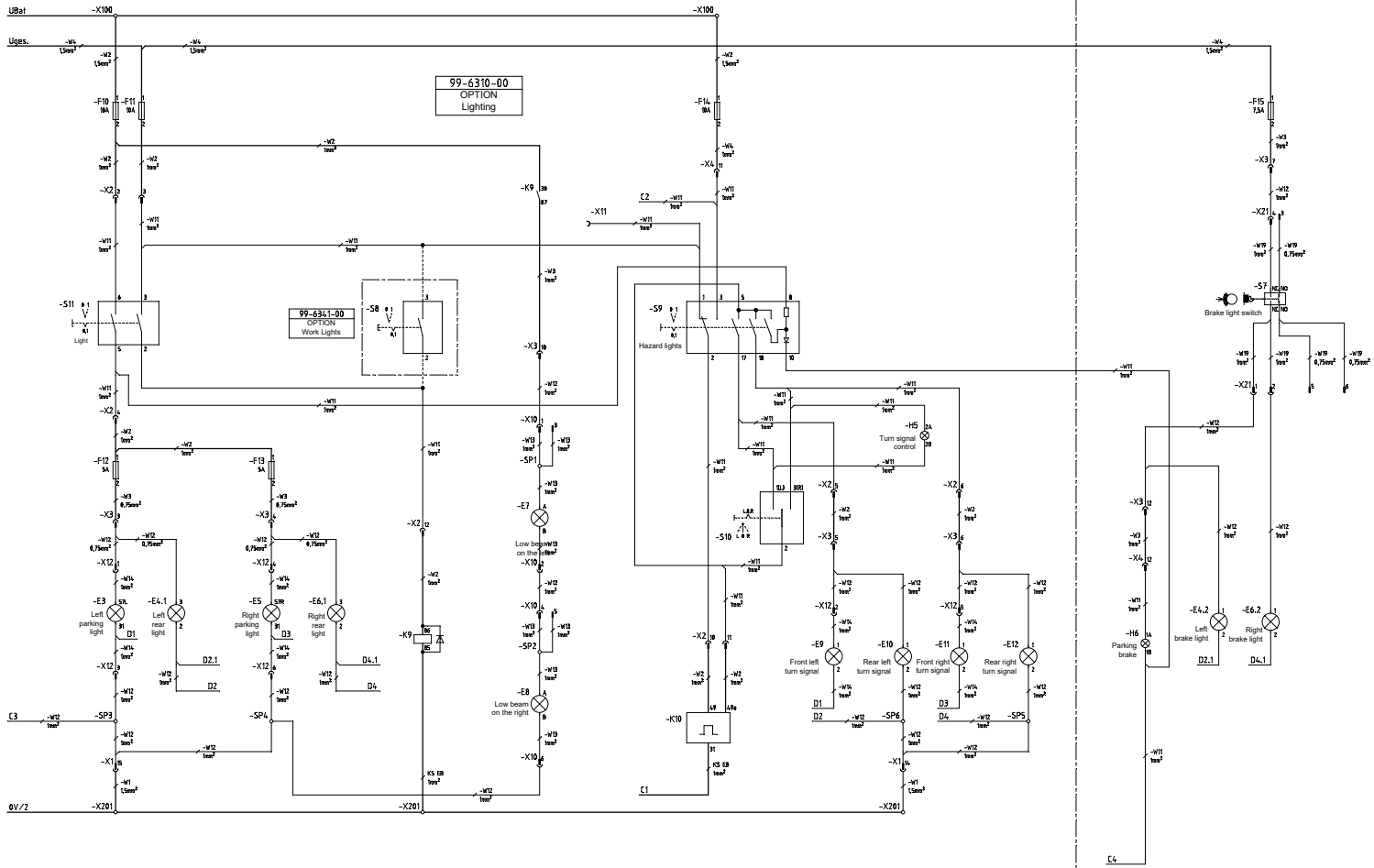


99-6307-00
OPTION
Rotating beacon, P2D
99-6308-00
OPTION
Rotating beacon, solo

99-6319-00
OPTION
Vacuum cleaner

1	4	0866-19	15.06.19	MP	2006	Datum	1	VES-00	1	Description	Clamping Plan Jonas 1200 E	Part No.	91024-04.2
										Drawn By: GJK			
										Ed. No.:	0819-02		

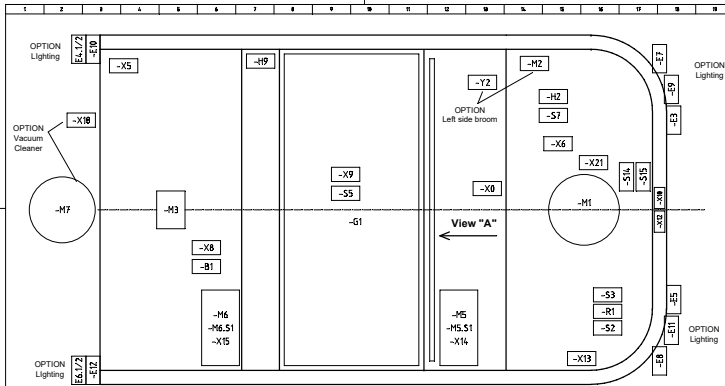




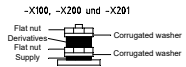
1	4c	0866-19	5.8L87	HP	2004	Defect Name	VES-Nr. 1	Description	Clamping Plan Jonas 1200 E	Part No.	91024.04.2
+	W4	204	W4	Defect Name	0810-12	Defect Name	0810-12	Defect Name	0810-12	Defect Name	0810-12

Ref.	Description	drawing no.	Path	Ref.	Description	drawing no.	Path
A1	Drive controller	90528407	/1.15	H3	Control light filter/shaker	19256254	/3.4
B1	Pressure switch dustfilter	90434051	/3.5	H4	Horn	90333105	/1.24
E3	Parking light left (OPTION)	90519927	/4.4	H5	Control light direction lights	see -H3	/4.27
E4.1	Rear light left (OPTION)	90519885	/4.6	H6	Control light parking brake	19256148	/4.33
E4.2	Brake light left (OPTION)	see -E4.1	/4.35	H9	Beacon light (OPTION)	90343963	/3.17
E5	Parking light right (OPTION)	90519927	/4.9	K1	Main relay drive controller	90225657	/1.29
E6.1	Rear light right (OPTION)	90519885	/4.11	K2	Relay	90267485	/1.37
E6.2	Brake light right (OPTION)	see -E6.1	/4.36	K3	Relay main broom	90225657	/2.6
E7	Driving light left (OPTION)	90507369	/4.16	K4	Relay motor hydr./fan	90225657	/2.12
E8	Driving light right (OPTION)	90507369	/4.16	K7	Timer relay	90422411	/3.5
E9	Direction light front left (OPTION)	90519893	/4.24	K8	Pulse relay	90531914	/3.9
E10	Direction light rear left (OPTION)	90519919	/4.26	K9	Relay lights	90267485	/4.13
E11	Direction light front right (OPTION)	90519893	/4.28	K10	Relay direction lights	90379561	/4.20
E12	Direction light rear right (OPTION)	90519919	/4.30	M1	Drive motor	90529546	/1.8
F1	Fuse 160A	19731124	/1.15	M2	Lift element (OPTION)	97098750	/2.32
F2	Fuse 15A	19731090	/1.18	M3	Shaker motor	90520172	/3.11
F3	Fuse 10A	19731082	/1.23	M5	Motor main broom	90465758	/2.4
F4	Fuse 5A	19731181	/2.17	M5.S1	Thermo switch	see -M5	/2.6
F5	Fuse 7,5A	19731066	/2.25	M6	Motor hydr./fan	90465758	/2.10
F6	Fuse 2A	19731448	/2.33	M6.S1	Thermo switch	see -M6	/2.12
F7	Fuse 5A	19731181	/3.6	M7	Vacuum cleaner	90422692	/3.25
F8	Fuse 30A	19731157	/3.26	R1	Travel potentiometer	97077101	/1.32
F10	Fuse 10A	19731082	/4.4	R2	Resistor 7,5kOhm	19245034	/3.7
F11	Fuse 10A	19731082	/4.5	R3	Resistor 1kOhm	19245018	/2.16
F12	Fuse 5A	19731181	/4.4	S1	Key lock	90323437	/1.18
F13	Fuse 5A	19731181	/4.9	S2	Travel switch backward	90306002	/1.35
F14	Fuse 10A	19731082	/4.21	S3	Travel switch forward	90306002	/1.36
F15	Fuse 7,5A	19731066	/4.36	S4	Horn switch	19256056	/2.25
F16	Fuse 35A	19731430	/3.10	S5	Seat switch	97098917	/1.32
F18	Fuse 63A	19731314	/2.4	S6	Lift element switsh (OPTION)	19256304	/2.32
F19	Fuse 63A	19731314	/2.10	S7	Brake light switch	90285768	/4.36
G1	Battery 420Ah	99740800	/1.3	S8	Working lights switch (OPTION)	19256155	/4.13
H1	Back driving alarm (OPTION)	90324260	/1.25	S9	Hazard light switch (OPTION)	19256296	/4.21
H2	Horn	90422627	/2.25	S10	Direction Lights switch (OPTION)	90526096	/4.23

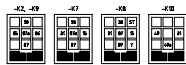
Ref.	Description	drawing no.	Path	Ref.	Description	drawing no.	Path
S11	Light switch	19256098	/4.4	X210	Distributor ground at steering column		
S12	Shaker switch	90306002	/3.6	Y2	Solenoid valve side broom left	90415605	/2.35
S13	Beacon light switch (OPTION)	19256080	/3.17	Z1	LDS	90462565	/2.16
S14	Micro switch safety function	90306002	/2.12				
S15	Micro switch main broom	90306002	/2.6				
V1	Diode	90194879	/1.24	W1	Wiring harness E-board	97098305	
V2	Diode horn	90194879	/2.26	W2	Wiring harness E-board	97098313	
V3	Diode timer relay	90194879	/3.4	W3	Wiring harness E-board	97099980	
V4	Diode pulse relay	90194879	/3.8	W4	Wiring harness E-board	97098339	
V5	Diode	90303397	/2.12	W11	Wiring harness to steering column	97098347	
V6	Diode	90303397	/2.14	W12	Wiring harness to frame	97098354	
V12	Diode	90194879	/2.34	W13	Wiring harness main lights (OPTION)	97097109	
X0	Battery plug			W14	Wiring harness parking lights (OPT:)	97097117	
X1	Plug to frame			W15	Wiring harness beacon (OPTION)	97097612	
X2	Plug to steering column			W16	Wiring harness to frame	97098362	
X3	Plug to frame			W17	Wiring harness to motors	97098370	
X4	Plug to steering column			W19	Wiring harness brake light switch	97083760	
X5	Beacon plug			W21	Wiring harness vacuum cleaner (OPT.)	97098388	
X6	Left side broom plug			KS EB	Wiring loom E-Board	97098412	
X8	Plug shaker motor						
X9	Plug seat switch						
X10	Plug driving lights						
X11	Plug wiper						
X12	Plug parking lights						
X13	Plug travel pedal						
X14	Plug thermo switch motor broom						
X15	Plug thermo switch motor hydr.						
X16	Plug thermo switch travel motor						
X18	Connector vacuum cleaner (OPTION)						
X19	Plug LDS configuration						
X21	Plug brake lights						
X100	Plus potential E-board						
X200	Ground potential E-board						
X201	Ground potential E-board						



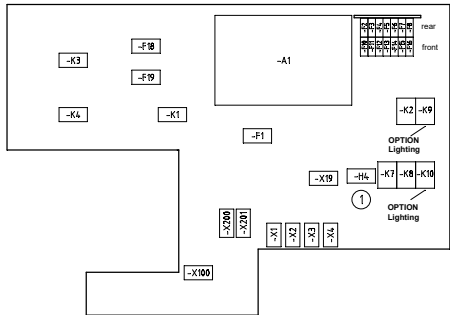
Installation instructions for the power bolt:



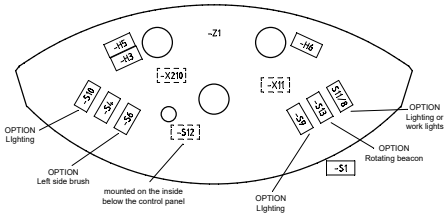
View of the relay base (plug direction of the cables)



View of the Relay Plate
View "A"



Top view control panel



=	1	4c	0866-19	E.05.07	MP	2006		VES-Nr. 1	
						Gezeichnet	07.11.	hagan	Erstellt: 10-1-04.M.
+	1	No.	Zak. name var	Art.-No.	Datum	Name	Vorgänger	Art. Nr. 1	089-42

Description			Part No.
Clamping Plan Jonas 1200 E			
<small>100-diam Zickbohrung bohren ab 100 mm Höhe Bohrer vorbohren (Ø=100) (Ø=120)</small>		<small>Typ 4000-04</small>	<small># of Sheets: 7 Sheet: 7</small>